

February Overviews 2012



**Pre-K & K
FaithWeaver Purple Book
4:45 p.m. & 9:15 a.m.**



Prestonwood Baptist Church

Pre-K & K Information

February Birthdays



To all our Pre-K & K
leaders with
February
Birthdays!

**Happy Birthday
from the
Preschool
Staff!**



Important Dates

February 4 & 5—Super Bowl Parties in Bible Fellowship

February 11 & 12—Valentines Parties in Bible Fellowship

February 18 & 19—Snow Day Parties in Bible Fellowship

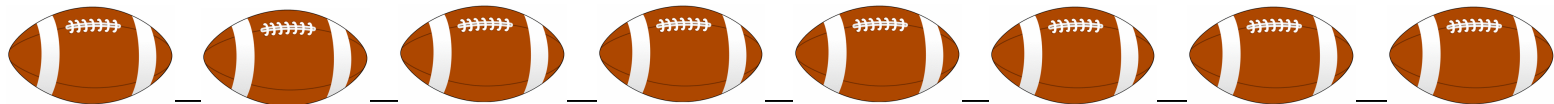
February 19—Leadership Training at 12:45pm

February 26—Round Up Family Event after church

Little Reminders:



- Please put all toys and radios back into the cabinets.
- Leave the snack and water in the room.
- Please leave the little offering boxes & all sign-in sheets on the tables.
- Please return craft.
- Please close the blinds before you leave.
- Please make sure you are checking the receipts the parents bring to you when they pick up their children.



February 4 & 5– 4:45 p.m. and 9:15 a.m.

Lesson 10: Jesus Heals, Prays, and Preaches (Mark 1:29-39)

Bible Point: Jesus cares for us.

Bible Verse: Come to me and rest. (adapted from Matthew 11:28)

Super Bowl Parties!!

Getting Started:

Welcome song: “Found a Friend,” Track 18.

Key Verse Activity: Calm and Quiet

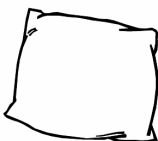
Have the children form a circle and sit down. Open your Bible to Matthew 11:28, and show children the words. **Our Key Verse from the Bible says, “Come to me, all you who are weary and burdened, and I will give you rest.” That means that Jesus wants us to come to him and rest. Let’s say our Key Verse together: Come to me and rest.**

What are some things that make you worry? What can you do to help yourself feel better?

We might worry about our parents getting sick or friends moving away. We feel better when we talk to parents or caring adults. Jesus cares for us, and Jesus wants us to always come to him, and he’ll help us feel better.

Have the kids each think of one thing that worries them; then have the kids march around the room as they say that worry over and over. Tell them to keep going until they hear you say the Key Verse. When they hear the Key Verse, have the children stop what they’re doing and “rest.” Ask them to sit on the floor and tell their worries to Jesus in a silent prayer.

How do you feel when you’re resting?



When you’re resting, you are calm and quiet. Jesus wants you to feel that way all the time, even when you’re awake. The next time you’re worried, remember that Jesus says, “Come to me and rest.” Pray to him, and he’ll make you feel calm and quiet.

Bible Story Exploration: Open your Bible to Mark 1 and show the words to the children.

Setting the scene: In last week’s Bible story, we learned that Jesus can do anything. Today’s Bible story tells us that **Jesus cares for us.**

Story Time: Read Mark 1:29-39.

You provide: Bible



Digging Deeper:

After you share the story with the children, ask these questions:

- How do you think people felt when Jesus cared for them?
- What is one way Jesus cares for us?
- Who can you tell about Jesus?

Craft: Jesus Heals

Give each child a gingerbread die-cut and two band-aids. Instruct them to color the gingerbread man, giving him a face and clothes. Then, have them think of things that someone might need to have healed, such as a cut or a broken arm. Have them put the two band-aids onto the gingerbread man. Remind them that, in the Bible story, Jesus healed people sickness and all kinds of other things. Jesus still heals people today because he cares for all of us.



You will be provided with: One gingerbread man die-cut per child, two band-aids per child, and markers or crayons from the cabinet.

Prayer:

Dear God,
Thank you for putting people in our lives who care for us. Thank you for caring for us. Help us to care for others, like Jesus cares for us.
In Jesus’ name, amen.



February 11 & 12 - 4:45 p.m. and 9:15 a.m.

Lesson 11: Jesus Calms a Storm (Mark 4:35-41)

Bible Point: Jesus helps us when we're afraid.

Bible Verse: Come to me and rest. (adapted from Matthew 11:28)

Valentine's Parties!!

Getting Started:

Welcome song: "Found a Friend," Track 18.

Key Verse Activity: A Worry-Free Rest

Have the children form a circle and sit down. Open your Bible to Matthew 11:28, and show children the words.

Our Key Verse from the Bible says, "Come to me, all you who are weary and burdened, and I will give you rest." That means that Jesus wants us to come to him and rest. Let's say our Key Verse together: Come to me and rest.

What are some things that you worry about?

Who do you tell your worries to?

We might worry about school, or mean people, or our family members getting sick. We can tell our families, our friends, or our teachers when we're worried, and that helps us feel better. We can also tell our worries to Jesus. Jesus helps us when we're afraid. We can give Jesus our worries when we come to him and rest.

Have the children form pairs, and let the kids tell their partners something that worries them. Then have the kids say this prayer for their partners:

**Dear Jesus,
I give you my worries, and I give you [partner's name]'s worries, too. We want to come to you and rest.
In Jesus' name, amen.**

We feel better when we give Jesus our worries and come to him to rest. Let's sing a song to help us remember that we can come to Jesus and rest, and Jesus will help us with our worries because Jesus can do anything.

Lead children in singing "Jesus Can Do Anything," track 22.

Bible Story Exploration: Open your Bible to Mark 4 and show the words to the children.

Setting the scene: In last week's Bible story, we learned that Jesus cares for us. Today's Bible story tells us that **Jesus helps us when we're afraid.**

Story Time: Read Mark 4:35-41.

You provide: Bible



Digging Deeper:

After you share the story with the children, ask these questions:

- What were the disciples afraid of in the story?
- What is something that you're afraid of?
- How can you ask Jesus to help you when you're afraid?

Craft: It's a Scary Storm!


Give each child a piece of black construction paper, a paintbrush, and a yellow die-cut cross. Set out bowls of white, blue, and grey paint. Tell the kids to imagine what the storm looked like in the Bible story and then have them paint the black construction paper to look like the stormy waters. When they are finished painting, help them clean off their hands. Then, instruct them to glue the die-cut cross to the paper. Remind them that Jesus knows when we are worried or scared and, if we pray to him, he will help us when we're afraid.

You will be provided with: One sheet of black construction paper per child; one yellow die-cut cross per child; white, blue and grey paint; one paintbrush per child; six shallow bowls; and glue from the cabinet.



Prayer:

Dear God,
Thank you for helping the disciples when they were afraid. Help us to remember that we can always tell you our worries and fears. In Jesus' name, amen.



February 18 & 19 - 4:45 p.m. and 9:15 a.m.

Lesson 12: Four Friends Help a Paralyzed Man (Mark 2:1-12)

Bible Point: Jesus forgives us.

Bible Verse: Come to me and rest. (adapted from Matthew 11:28)

Snow Day!!

Getting Started:

Welcome Song: "Found a Friend," Track 18.

Key Verse Activity: Changed!

Have the children form a circle and sit down. Open your Bible to Matthew 11:28, and show children the words.

Our Key Verse from the Bible say, "Come to me all you who are weary and burdened, and I will give you rest." That means that Jesus wants us to come to him and rest. Let's say our Key Verse together: Come to me and rest.

When we go to Jesus and ask forgiveness for the things we've done wrong, he forgives us and then we can rest. We don't have to struggle, and worry, and feel bad about those things anymore.

Give each child a "Forgiveness" card from the Teacher Pack and a crayon. Let kids work in pairs and tell each other something they've done that they're sorry for. Have each child use a crayon to make a dot on his or her card to represent that sin.

Close your eyes and tell god you're sorry for the wrong things you've done. Don't open your eyes until I tell you to. While the kids are praying, put a flower sticker over the dot on each child's card. **Now open your eyes. Part of being sorry means changing our actions. Jesus will help us do that if we ask him to. Look at the change on your card! When we say we're sorry, God will forgive us. God helps us change and do what's beautiful and right—just like the beautiful sticker on your card.**

Jesus wants us to come to him and rest. When we say we're sorry, he'll forgive us and we can be happy and rest.

Bible Story Exploration: Open your Bible to Mark 2 and show the children the words.

Setting the scene: Last week, we learned that Jesus helps us when we're afraid. Today's Bible Story tells us that **Jesus forgives us.**

Story Time: Read Mark 2:1-12.

You Provide: Bible




Digging Deeper:

After you share the story with the children, ask these questions:

- Why did the friends lower the sick man through the roof?
- How can we help our friends?

Craft: Weaving

Give each child a construction-paper frame, four short strips of construction paper, and four long strips of construction paper. Explain to the children that mats were very common during Jesus' day. Tell children that mats were woven out of materials such as straw and wool. Help children tape or staple the short strips on the side of the gram and the long strips on the bottom of the frame. Then show children how to weave the pieces of construction paper over and under to form a pattern. When the children have finished weaving their mats, tap or staple the loose ends of the strips to the frame so they will not fall out. **You will be provided:** One die-cut frame per child, four short & four long strips of construction paper per child, and tape or a stapler from the cabinet.



Prayer:

Dear God,
Thank you for forgiving our sins so that we can live forever in heaven with you one day. Help us to tell our friends about your forgiveness.
In Jesus' name, amen.



February 25 & 26 - 4:45 p.m. and 9:15 a.m.
Lesson 13: Jesus Heals the Blind Man (Mark 10:46-52)
Bible Point: Jesus cares for us.
Bible Verse: Come to me and rest. (adapted from Matthew 11:28)

Round-Up Sunday!!

Getting Started:

Welcome Song: "Found a Friend," Track 18.

Key Verse Activity: Comfort Toss

You'll need a basket and 10-15 wads of paper.

Have children form a circle and sit down. Open your Bible to Matthew 11:28, and show children the words.

Our Key Verse from the Bible says, "Come to me all you who are weary and burdened, and I will give you rest." That means that Jesus wants us to come to him and rest. Let's say our Key Verse together: Come to me and rest.

What does it mean to be comforted?

Now I want each of you to take a wad of paper and take turns throwing it into this basket. When you do, say something good about Jesus!

Have the children take turns throwing paper into the basket. Encourage them to each say something good about Jesus at the same time, such as something he has done to comfort them or others.

How did you feel when you were telling a good thing about Jesus?

What do you think our Key Verse means, that we should "come to Jesus and rest?"

We practiced telling others about Jesus today in our game. Jesus cares for us and wants us to come to him for comfort. When we tell others about Jesus, they can feel comforted by him, too.

Bible Story Exploration: Open your Bible to Mark 10 and show the children the words.

Setting the scene: Last week, we learned that Jesus forgives us. Today's Bible Story tells us that **Jesus cares for us.**

Story Time: Read Mark 10:46-52.

You Provide: Bible



Digging Deeper:

After you share the story with the children, ask these questions:

- How did other people help Bartimaeus?
- How does Jesus care for us when we need help?

Craft: Happy Healing

Give each child a large craft stick, a square piece of tissue paper, and a small piece of yarn. Instruct them to fold the tissue paper in half and cut a triangle out of the middle of the top crease. Then, have them put the craft stick through the slit in the tissue paper and tie the yarn around the bottom of the tissue paper, creating clothes for the stick man. When they have finished with the clothes, instruct the kids to draw a face with the eyes closed and a frown on one side of the craft stick. On the other side, have them draw a face with the eyes open and a smile, to show how the man felt after being healed by Jesus.

You will be provided: One large craft stick per child, one tissue paper square per child, yarn, and markers from the cabinet.

Prayer:

Dear God,
 Thank you for always taking care of us, just like Jesus cared for Bartimaeus. Help us to remember to care for our friends when they are hurting or sick. In Jesus' name, amen.

